



# LCCP

Lexmark Cartridge Collection Program

re. reduce  
re. recover  
re. reuse  
re. recycle



## Protecting the environment is part of our nature

### Your business, your environment and Lexmark supplies

Lexmark supplies are key to your business. Combining genuine Lexmark components with high-quality toner, each Lexmark cartridge is designed to optimise the performance of your device while delivering crisp, professional-looking documents every time. And as a testimony to the confidence we have in this quality, we offer you a lifetime guarantee for every Lexmark laser cartridge you purchase.

Going beyond the business benefits, Lexmark also strives to help you limit your impact on the environment. One way is by offering you high-yield laser cartridges, which help you reduce the number of cartridges purchased, meaning less office space dedicated to stocking supplies, less downtime due to cartridge changes and, most importantly, less raw materials used. But it doesn't stop there: once your cartridges are empty, you can return them to us easily and free of charge thanks to the Lexmark Cartridge Collection Programme...

### A free and simple programme that benefits everyone

Playing a responsible role in the environment has never been easier. Through the Lexmark Cartridge Collection Programme, which is totally free of charge, we offer you various ways to return your empty cartridges, and we reuse or recycle 100% of every one you return to us.






The results show it works. The number of cartridges collected annually has tripled in four years. The number reused has increased five-fold during the same period. In fact, in 2009 alone, more than 8,000 tonnes of raw material were saved from landfill.

### Lexmark Eco Reports prove you're making a difference

As you return your cartridges to us, we keep an ongoing count of how many you've returned, what proportions have been reused or recycled, and how much raw material you've saved. So at any moment – totally free of charge – we can provide you with a detailed report\* that breaks it all down. You get a clear vision of how you're helping and a reliable document that allows you to respond to sustainability-related questions with solid numbers and facts.

\* Lexmark Eco Reports are available through the Lexmark Container Programme. To find out more, contact your Lexmark representative today.

### Five easy ways to print responsibly

-  **Only print what you need.**  
Think before you launch your next print job. Do you really need a paper copy? If so, have you carefully proofed the electronic version to avoid unnecessary reprints? A little reflection can save a lot.
-  **Print on both sides.**  
Take advantage of your duplex-printing function to cut paper use in half. Since paper is the main contributor to CO<sub>2</sub> emissions throughout your printer's lifetime, two-sided printing gives you an easy way to reduce your carbon footprint.
-  **Use high-yield cartridges.**  
The math is simple: if you print the same number of pages but with fewer cartridges, you'll be able to reduce materials, transport, CO<sub>2</sub> emissions and, most of all, waste!
-  **Do not throw away your empty cartridges.**  
Always send your empty cartridges back to Lexmark to be recycled or reused. We make it free and easy for you. This not only saves raw materials but also significantly reduces your cartridges' carbon footprint.
-  **Use recycled and lighter paper.**  
Recycled-content office paper requires less energy and reduces the demand for materials manufactured from virgin pulp. Whenever possible, opt for FSC- or PEFC-certified paper to ensure responsible forest management.

LEXMARK<sup>TM</sup>

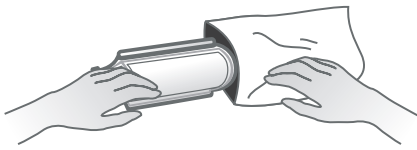
# How To Return Empty Laser Cartridges

The Lexmark Cartridge Collection Program provides various methods of return and sponsors unique collection partnerships around the world. Collection programs are always free to you and are designed to be easy to use. We provide 2 different services, depending on the number of laser cartridges you use.

## PICKUP SERVICE

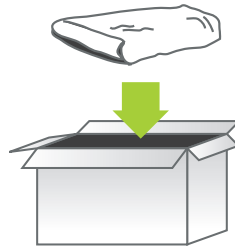
1

After installing the new cartridge into your Lexmark printer, put the used cartridge in the bag your new cartridge came in.



2

Place the sealed bag containing the used cartridge into the replacement cartridge empty box and tape it closed.



3

Visit your local Lexmark website for pick up details and conditions



If you need more information about the Pickup service in your country, please connect to your local Lexmark website.