



LCCP

Lexmark Cartridge Collection Programme

re. reduce
recover
reuse
recycle

Protecting the environment
is part of our nature



Print Less. Save More.

Print less? This may seem like a surprising message for a company dedicated solely to printing. But when you consider that businesses spend, on average, up to 6% of their revenue on printing and active print management can cut office print costs by up to 30%¹, it makes a lot of sense. Lexmark products, solutions and services provide innovative ways to save you time, drive down costs and reduce your impact on the environment. We are committed to helping you print less and save more.

¹ Source: InfoTrends/CapVentures, Network Document Solutions Forecast 2007-2012, Network Document Solutions Consulting Service, August 2008



Your printer's best friend

How do you make sure your Lexmark printer always gives you outstanding results? By using original Lexmark supplies. Lexmark printers and supplies are designed to perform together as one system, protecting your investment and delivering excellent print quality from first page to last.

Lexmark supplies help protect the environment, too. Using Lexmark High Yield laser Cartridges conserves resources by reducing the number of cartridges you will use over the life of your printer. Lexmark practices "zero landfill" for cartridges, reusing or recycling 100% of all returns through the free-of-charge Lexmark Cartridge Collection Programme.

Learn more: www.lexmark.com/recycle

Protecting the environment is part of our nature.

As a provider of printing solutions, Lexmark produces and distributes millions of supplies each year, including ink, toner and paper. For our company, it is clear that during the life of a printer, though the most significant environmental impact is paper, cartridges impact should not be neglected. Each Lexmark cartridge is a piece of engineering developed to provide to the final user the best print quality. Lexmark supplies are designed to be returned and recycled, not to be wasted.

Lexmark has implemented the Lexmark Cartridge Collection Programme to encourage you, our customer, to easily recycle your empty Lexmark cartridges. This programme is designed to help ensure that empty Lexmark print cartridges are properly recovered, reused or recycled; resulting in less solid waste and fewer resources consumed. The Lexmark Cartridge Collection Programme is always free to the consumer and are designed to be easy to use.



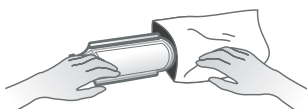
How to return empty Laser cartridges

The Lexmark Cartridge Collection Programme provides various methods of return and sponsors unique collection partnerships around the world. Collection programmes are always free to you and are designed to be easy to use. We provide 2 different services, depending on the number of laser cartridges you use.

If you use few cartridges: **POSTAL SERVICE** (single cartridge return)

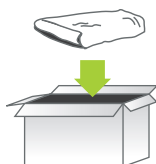
1

After installing the new cartridge into your Lexmark printer, put the used cartridge in the bag your new cartridge came in.



2

Place the sealed bag containing the used cartridge into the replacement cartridge empty box and tape it closed.



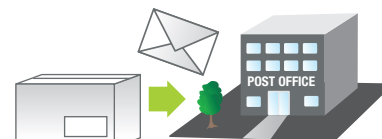
3

Attach the return label available (either included in the box or printed from your local web site).



4

Mail the package from your nearest post office.

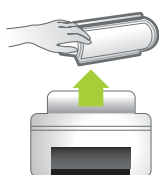


If you need more information about the Postal service in your country, please connect to your local Lexmark website.

If you use many cartridges: **CONTAINERS SERVICE** (multiple cartridge return)

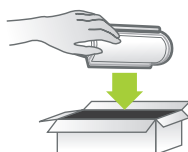
1

When your cartridge is empty, remove the cartridge from the printer.



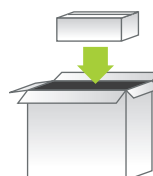
2

Put the empty laser cartridge into the box that the replacement cartridge came in.



3

Store the empty cartridge in the Lexmark container after enrolling to the programme.






4

Once the container is full, connect to your local Lexmark website and request a new container/swap service. By joining the Lexmark Cartridge Collection Programme container service, you can request new containers quickly and easily on-line.



Containers size available

	XS box	Office box	Pallet box
			
Size (cm)	L40,5 x P59,5 x H32,5	L40,5 x P59,5 x H75	L80 x P120 x H90
Recommended monthly volume	1-6 cartridges	6-15 cartridges	16-40 cartridges
Cartridge compatibility	Small-sized laser cartridges (ex: Lexmark E series, Lexmark Colour Laser series)	All laser cartridges sizes	All laser cartridges sizes

If you need more information about the Containers service in your country, please connect to your local Lexmark website.

